

Scaled data based on original data using
LM-79-08 Approved Method: Electrical and Photometric Measurements of Solid-
State Lighting Products

Test Report Prepared for
Cooper Lighting Solutions
(formerly Eaton)

Brand: McGRAW-EDISON

Report Number: P227189

Luminaire Tested: **ISW-AF-450-LED-E1-SLL-7030**

Issue Date: 3/3/2020

Test Information

Test Method: LM-79-08
Report Number: P227189
TEST IS SCALED FROM IESNA LM-79-08 TEST DATA (P35948)
Test Lab: INNOVATION CENTER-P3
Issue Date: 3/3/2020
Manufacturer: COOPER LIGHTING SOLUTIONS (FORMERLY EATON)
Product Line: MCGRAW-EDISON
Catalog Number: ISW-AF-450-LED-E1-SLL-7030
Description: IMPACT ELITE LED WEDGE LUMINAIRE
LIGHT SQUARE WITH ACCULED OPTICS-90° SPILL LIGHT ELIMINATOR LEFT
Light Source: (16) 3000K CCT, 70 CRI LEDs
Ballast/Driver: ELECTRONIC DRIVER

Summary

Lumens per Lamp: N/A
Luminaire Lumens: 2394.6 lumens
Efficiency: N/A
Efficacy: 94.6 lumens/watt
Luminous Opening: Rectangular (W 0.5' x L: 0.5' x H: 0')
IES Classification: Type IV - Short - Non-Cutoff
BUG Rating: B1 - U1 - G1

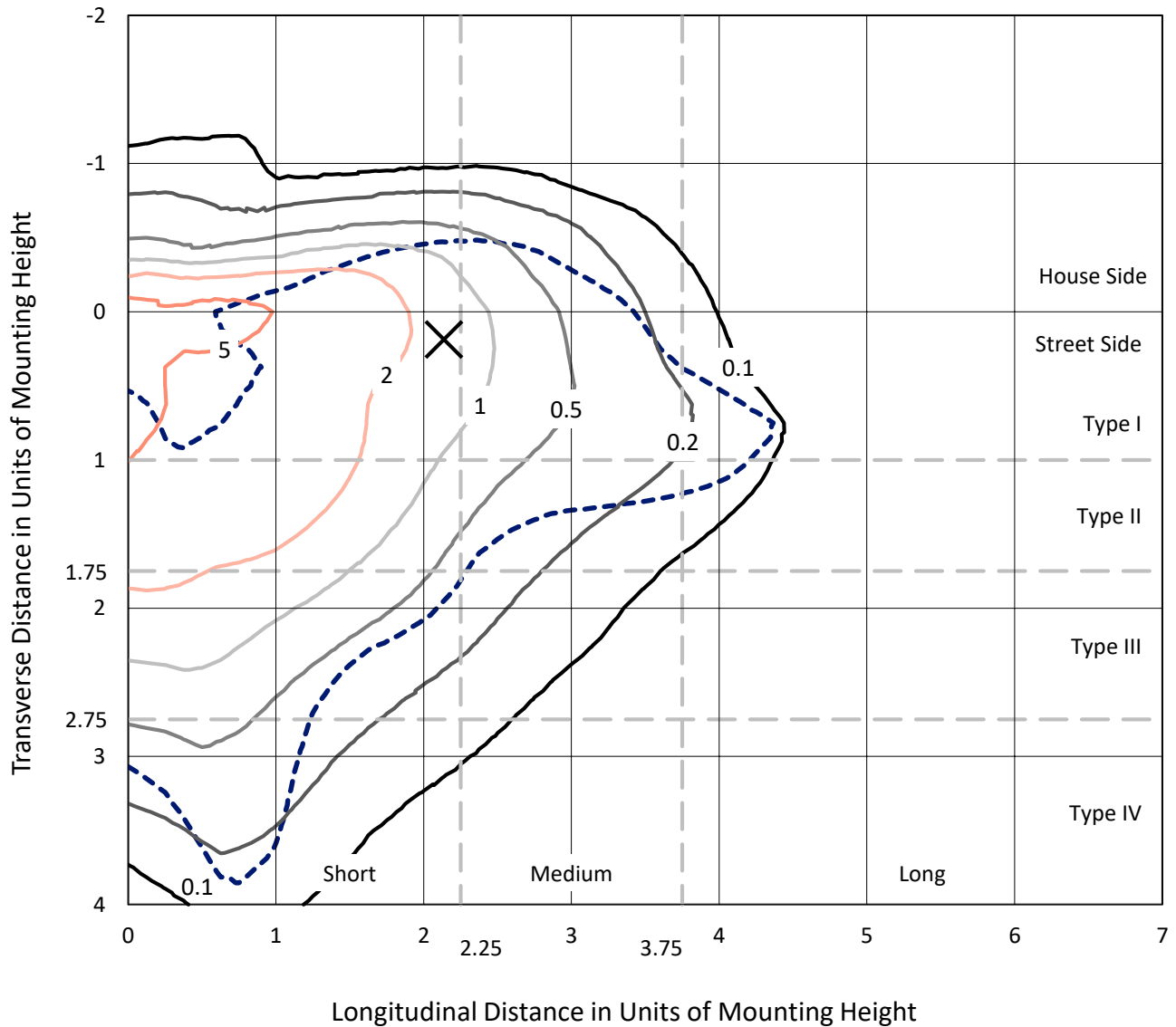
Input Watts (W): 25.31
Input Voltage (V): 120
Input Current (Ain): NR
Voltage Rise (V): NR
Power Factor: NR
Total Harmonic Distortion (THDi): NR
Frequency (hertz): 60
Stabilization Time: NR
Operation Time: NR
Ambient Temperature (°C): NR
Test Distance: 25 FT



REPORT NUMBER: P227189
 CATALOG NUMBER: ISW-AF-450-LED-E1-SLL-7030

Iso-Footcandle Lines of Horizontal Illumination

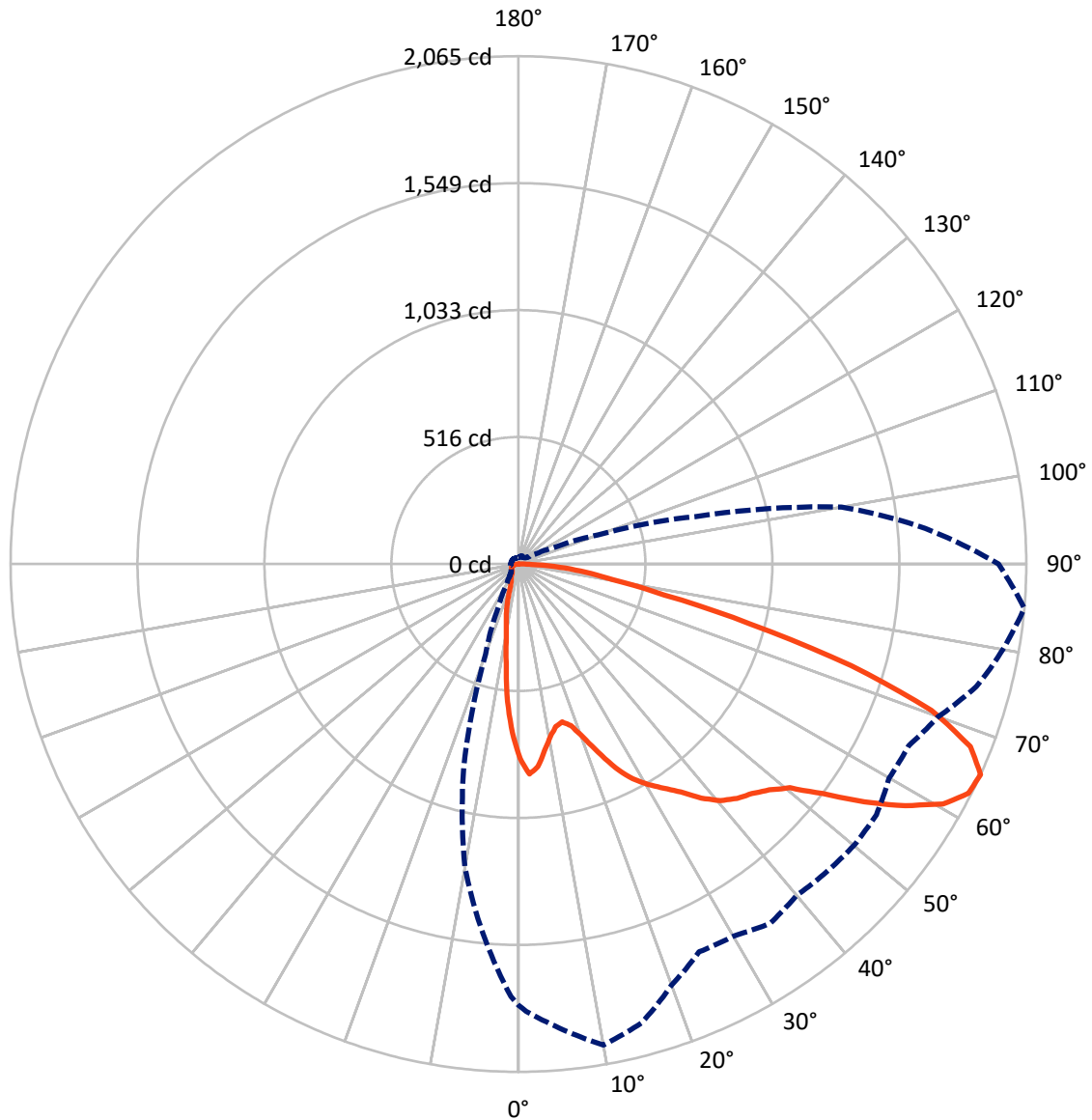
× Max cd
 - - - 1/2 Max cd



Based on 10 foot mounting height. Maximum calculated value = 8.7 fc
 Type IV - Short - Non-Cutoff

REPORT NUMBER: P227189
CATALOG NUMBER: ISW-AF-450-LED-E1-SLL-7030

Luminous Intensity Polar Plot



— Vertical Plane Through 85-Deg Lateral - - - Horizontal Cone Through 65-Deg Vertical

REPORT NUMBER: P227189

CATALOG NUMBER: ISW-AF-450-LED-E1-SLL-7030

FLUX DISTRIBUTION:

		Downward	Upward	Total
House Side	Lumens	410.7	0.0	410.8
	% Fixture	17.2	0.0	17.2
Street Side	Lumens	1983.7	0.1	1983.8
	% Fixture	82.8	0.0	82.8
Total	Lumens	2394.5	0.1	2394.6
	% Fixture	100.0	0.0	100.0

Coefficient of Utilization

ZONAL LUMENS:

Zone	Lumens	% Fixture
0°-10°	58.6	2.4
10°-20°	112.8	4.7
20°-30°	160.8	6.7
30°-40°	233.3	9.7
40°-50°	333.7	13.9
50°-60°	512.4	21.4
60°-70°	593.1	24.8
70°-80°	302.6	12.6
80°-90°	87.3	3.6
90°-100°	0.1	0.0
100°-110°	0.0	0.0
110°-120°	0.0	0.0
120°-130°	0.0	0.0
130°-140°	0.0	0.0
140°-150°	0.0	0.0
150°-160°	0.0	0.0
160°-170°	0.0	0.0
170°-180°	0.0	0.0
0°-90°	2394.5	100.0
0°-180°	2394.6	100.0



REPORT NUMBER: P227189

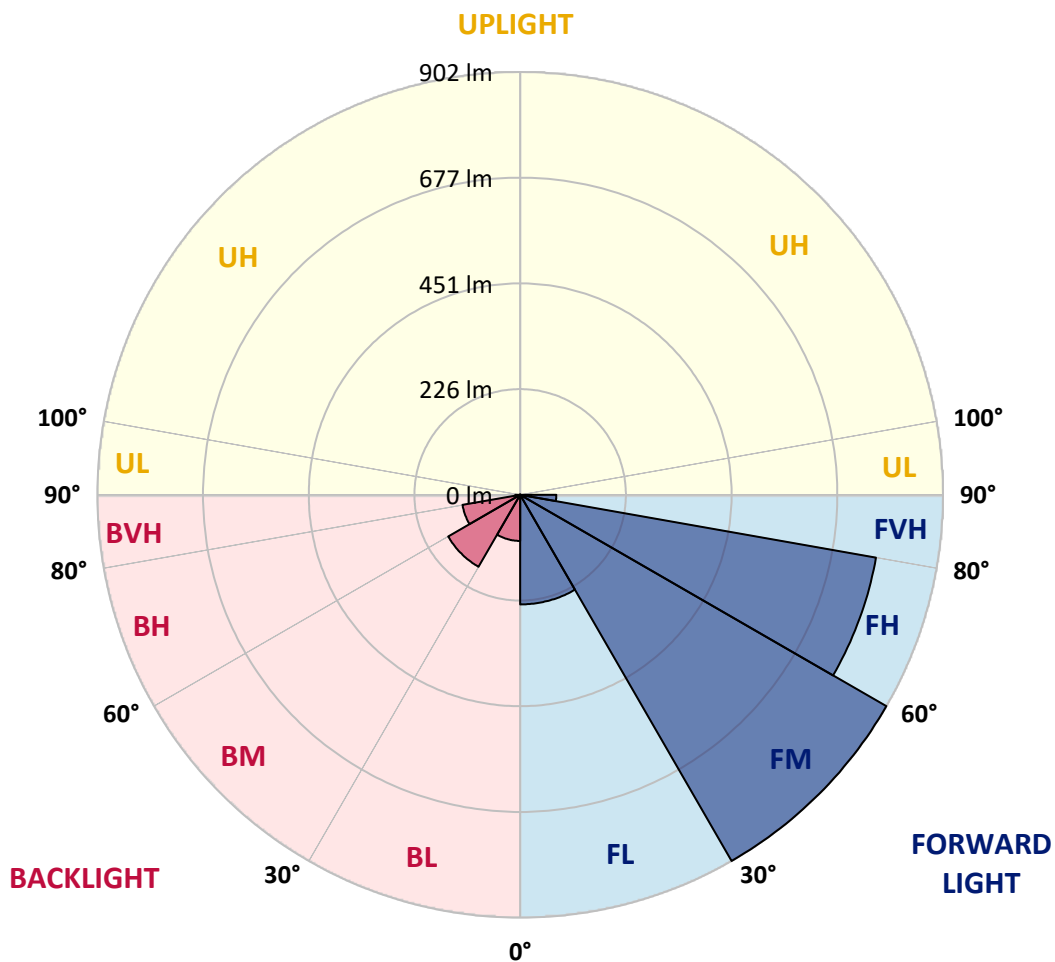
CATALOG NUMBER: ISW-AF-450-LED-E1-SLL-7030

LUMINAIRE CLASSIFICATION SYSTEM LUMEN TABLE AND BUG RATING:

Zone		Lumens	% Fixture	Zone Rating/Lumen Limit		
				B	U	G
FL	(0°-30°)	233.9	9.8			
FM	(30°-60°)	902.0	37.7			
FH	(60°-80°)	770.7	32.2			G1/1800
FVH	(80°-90°)	77.2	3.2			G1/100
BL	(0°-30°)	98.3	4.1	B0/110		
BM	(30°-60°)	177.4	7.4	B0/220		
BH	(60°-80°)	124.9	5.2	B1/500		G1/500
BVH	(80°-90°)	10.1	0.4			G1/100
UL	(90°-100°)	0.1	0.0		U1/10	
UH	(100°-180°)	0.0	0.0		U1/10	

BUG Rating: B1-U1-G1

Type IV Short





REPORT NUMBER: P227189

CATALOG NUMBER: ISW-AF-450-LED-E1-SLL-7030

CANDELA DISTRIBUTION (FULL):

	0°	1°	5°	10°	15°	20°	25°	30°	35°	40°	45°
0°	791.1	791.1	791.1	791.1	791.1	791.1	791.1	791.1	791.1	791.1	791.1
2.5°	818.9	819.7	831.0	841.9	855.6	853.5	864.8	873.3	880.9	882.2	887.8
5°	768.9	777.0	802.4	824.1	851.5	872.9	895.9	914.0	927.3	939.8	941.4
7.5°	698.8	704.8	734.3	768.5	808.0	836.2	870.9	901.1	922.5	942.6	947.0
10°	638.7	644.4	677.0	721.4	756.0	792.7	828.6	853.1	880.9	898.3	906.7
12.5°	609.7	616.6	647.6	687.9	723.4	758.8	785.8	807.2	822.9	826.1	828.6
15°	621.0	624.6	658.9	694.8	723.0	740.7	748.0	760.9	759.6	766.1	767.3
17.5°	666.6	664.9	701.2	726.2	739.9	737.9	726.6	719.7	707.7	704.0	714.5
20°	744.7	750.4	773.7	789.1	775.0	742.3	711.3	689.9	673.0	667.4	666.1
22.5°	836.2	843.5	868.9	860.8	824.9	765.3	708.9	674.6	653.7	647.6	645.2
25°	932.1	937.0	949.9	922.5	872.1	794.7	725.8	677.8	650.0	641.2	640.0
27.5°	1009.5	1014.3	1008.3	976.9	903.9	827.7	749.2	692.3	656.1	647.2	643.2
30°	1072.8	1075.2	1055.0	1015.9	943.4	864.4	779.8	717.7	675.4	655.3	652.4
32.5°	1143.7	1142.1	1103.0	1049.0	976.9	897.5	814.9	746.3	694.0	669.4	664.9
35°	1221.5	1207.4	1138.5	1081.6	999.8	922.9	846.7	776.6	723.8	691.1	685.5
37.5°	1290.8	1276.3	1184.0	1107.4	1022.8	942.6	871.7	815.7	769.3	739.5	737.1
40°	1344.8	1327.1	1218.7	1124.8	1034.1	957.1	901.1	864.8	834.2	810.0	810.0
42.5°	1388.3	1369.0	1252.5	1144.9	1044.2	979.3	950.3	937.8	931.3	918.0	922.9
45°	1430.2	1410.5	1280.3	1157.8	1066.7	1022.4	1026.4	1037.3	1056.6	1049.0	1055.8
47.5°	1470.1	1450.8	1311.7	1178.4	1110.2	1099.8	1120.7	1164.2	1202.1	1232.0	1252.9
50°	1537.0	1514.0	1368.2	1238.8	1178.8	1184.0	1244.4	1329.9	1391.5	1418.9	1417.3
52.5°	1664.0	1631.3	1489.5	1351.6	1276.7	1305.7	1377.0	1484.6	1565.2	1586.6	1595.0
55°	1819.1	1793.3	1664.8	1501.1	1446.7	1456.8	1545.5	1667.2	1729.2	1751.4	1758.7
57.5°	1910.2	1903.3	1822.7	1661.1	1608.3	1604.3	1720.0	1819.5	1873.1	1894.1	1887.6
59°	1931.5	1933.6	1887.6	1774.4	1701.8	1693.0	1810.6	1902.9	1947.7	1954.1	1950.9
60°	1929.5	1940.8	1935.2	1836.4	1761.1	1749.8	1848.9	1936.8	1974.3	1984.3	1973.1
62.5°	1888.0	1907.4	1961.0	1950.5	1895.3	1837.6	1884.4	1948.1	1972.2	1962.6	1954.1
65°	1793.7	1819.1	1893.7	1986.4	1933.2	1821.9	1740.1	1747.4	1784.1	1759.9	1771.6
67.5°	1630.9	1659.9	1699.4	1909.8	1832.4	1645.8	1505.2	1436.3	1418.9	1442.3	1479.4
70°	1326.7	1345.6	1445.5	1742.9	1609.2	1352.8	1176.3	1084.5	1053.8	1107.8	1145.7
72.5°	935.8	964.0	1095.7	1442.3	1323.8	1083.6	890.2	805.6	775.0	777.4	810.4
75°	569.4	607.7	765.7	1140.5	1043.3	830.2	678.2	617.4	608.1	602.9	597.2
77.5°	375.6	390.1	503.3	787.0	703.6	590.4	509.0	534.0	561.8	567.8	575.1
80°	254.7	259.1	326.4	552.1	463.4	436.0	411.5	470.3	523.1	532.8	527.5
82.5°	156.8	170.1	227.7	372.4	369.5	356.6	325.2	371.2	406.2	412.3	423.1
85°	54.4	56.8	139.8	328.8	375.6	379.6	268.0	211.6	237.8	233.3	167.6
87.5°	23.4	26.2	43.5	220.0	254.3	210.4	122.5	108.8	83.8	47.2	45.5
90°	1.6	1.6	1.2	2.0	6.0	4.0	3.6	1.2	0.0	0.0	0.0
92.5°	0.0	0.0	0.0	0.0	0.0	0.0	0.0	0.0	0.0	0.0	0.0
95°	0.0	0.0	0.0	0.0	0.0	0.0	0.0	0.0	0.0	0.0	0.0
97.5°	0.0	0.0	0.0	0.0	0.0	0.0	0.0	0.0	0.0	0.0	0.0
100°	0.0	0.0	0.0	0.0	0.0	0.0	0.0	0.0	0.0	0.0	0.0
102.5°	0.0	0.0	0.0	0.0	0.0	0.0	0.0	0.0	0.0	0.0	0.0
105°	0.0	0.0	0.0	0.0	0.0	0.0	0.0	0.0	0.0	0.0	0.0
107.5°	0.0	0.0	0.0	0.0	0.0	0.0	0.0	0.0	0.0	0.0	0.0



REPORT NUMBER: P227189

CATALOG NUMBER: ISW-AF-450-LED-E1-SLL-7030

CANDELA DISTRIBUTION (continued):

	0°	1°	5°	10°	15°	20°	25°	30°	35°	40°	45°
110°	0.0	0.0	0.0	0.0	0.0	0.0	0.0	0.0	0.0	0.0	0.0
112.5°	0.0	0.0	0.0	0.0	0.0	0.0	0.0	0.0	0.0	0.0	0.0
115°	0.0	0.0	0.0	0.0	0.0	0.0	0.0	0.0	0.0	0.0	0.0
117.5°	0.0	0.0	0.0	0.0	0.0	0.0	0.0	0.0	0.0	0.0	0.0
120°	0.0	0.0	0.0	0.0	0.0	0.0	0.0	0.0	0.0	0.0	0.0
122.5°	0.0	0.0	0.0	0.0	0.0	0.0	0.0	0.0	0.0	0.0	0.0
125°	0.0	0.0	0.0	0.0	0.0	0.0	0.0	0.0	0.0	0.0	0.0
127.5°	0.0	0.0	0.0	0.0	0.0	0.0	0.0	0.0	0.0	0.0	0.0
130°	0.0	0.0	0.0	0.0	0.0	0.0	0.0	0.0	0.0	0.0	0.0
132.5°	0.0	0.0	0.0	0.0	0.0	0.0	0.0	0.0	0.0	0.0	0.0
135°	0.0	0.0	0.0	0.0	0.0	0.0	0.0	0.0	0.0	0.0	0.0
137.5°	0.0	0.0	0.0	0.0	0.0	0.0	0.0	0.0	0.0	0.0	0.0
140°	0.0	0.0	0.0	0.0	0.0	0.0	0.0	0.0	0.0	0.0	0.0
142.5°	0.0	0.0	0.0	0.0	0.0	0.0	0.0	0.0	0.0	0.0	0.0
145°	0.0	0.0	0.0	0.0	0.0	0.0	0.0	0.0	0.0	0.0	0.0
147.5°	0.0	0.0	0.0	0.0	0.0	0.0	0.0	0.0	0.0	0.0	0.0
150°	0.0	0.0	0.0	0.0	0.0	0.0	0.0	0.0	0.0	0.0	0.0
152.5°	0.0	0.0	0.0	0.0	0.0	0.0	0.0	0.0	0.0	0.0	0.0
155°	0.0	0.0	0.0	0.0	0.0	0.0	0.0	0.0	0.0	0.0	0.0
157.5°	0.0	0.0	0.0	0.0	0.0	0.0	0.0	0.0	0.0	0.0	0.0
160°	0.0	0.0	0.0	0.0	0.0	0.0	0.0	0.0	0.0	0.0	0.0
162.5°	0.0	0.0	0.0	0.0	0.0	0.0	0.0	0.0	0.0	0.0	0.0
165°	0.0	0.0	0.0	0.0	0.0	0.0	0.0	0.0	0.0	0.0	0.0
167.5°	0.0	0.0	0.0	0.0	0.0	0.0	0.0	0.0	0.0	0.0	0.0
170°	0.0	0.0	0.0	0.0	0.0	0.0	0.0	0.0	0.0	0.0	0.0
172.5°	0.0	0.0	0.0	0.0	0.0	0.0	0.0	0.0	0.0	0.0	0.0
175°	0.0	0.0	0.0	0.0	0.0	0.0	0.0	0.0	0.0	0.0	0.0
177.5°	0.0	0.0	0.0	0.0	0.0	0.0	0.0	0.0	0.0	0.0	0.0
180°	0.0	0.0	0.0	0.0	0.0	0.0	0.0	0.0	0.0	0.0	0.0



REPORT NUMBER: P227189

CATALOG NUMBER: ISW-AF-450-LED-E1-SLL-7030

CANDELA DISTRIBUTION (continued):

	50°	55°	60°	65°	70°	75°	80°	85°	90°	95°	100°
0°	791.1	791.1	791.1	791.1	791.1	791.1	791.1	791.1	791.1	791.1	791.1
2.5°	886.6	881.3	884.6	880.1	872.9	868.0	862.4	855.2	846.7	835.4	824.1
5°	937.8	933.7	923.7	909.2	889.0	872.1	851.9	828.2	808.4	783.0	759.2
7.5°	942.2	935.8	917.2	890.2	859.2	827.7	804.0	765.3	740.3	700.0	673.0
10°	901.9	902.3	883.8	858.4	826.1	789.1	754.8	712.5	675.8	634.7	589.6
12.5°	842.7	848.3	849.1	826.5	795.1	756.0	717.7	677.4	631.9	588.0	546.5
15°	775.4	791.5	792.7	787.0	770.5	737.5	702.4	666.1	619.8	571.8	525.1
17.5°	715.3	730.6	744.7	757.6	758.4	742.7	721.4	690.3	644.0	587.6	532.8
20°	669.8	686.3	710.5	734.3	760.4	768.5	770.1	750.4	700.8	631.9	557.7
22.5°	650.8	670.2	694.8	739.5	785.8	814.4	830.6	830.6	778.6	698.0	598.8
25°	646.8	662.5	700.0	755.6	817.7	867.6	898.3	918.8	881.3	783.0	649.6
27.5°	649.6	671.0	717.3	774.1	839.0	903.1	953.5	989.3	954.3	841.0	696.8
30°	660.9	692.7	740.7	799.5	866.4	934.1	995.0	1040.5	1014.7	893.8	741.5
32.5°	680.7	719.3	773.7	826.9	893.4	966.8	1026.8	1086.9	1067.9	930.5	765.3
35°	710.1	755.6	805.2	858.8	922.5	995.8	1059.9	1138.5	1131.6	976.5	789.1
37.5°	757.6	804.4	849.9	895.9	956.3	1027.6	1107.4	1207.8	1202.1	1044.6	827.3
40°	841.4	868.9	902.7	932.1	988.9	1057.1	1142.5	1265.0	1285.1	1103.0	861.2
42.5°	945.4	961.5	971.2	979.3	1008.3	1072.4	1167.9	1303.3	1336.3	1146.5	887.4
45°	1078.0	1073.2	1053.8	1035.3	1032.1	1081.2	1179.6	1331.5	1376.6	1188.8	914.0
47.5°	1234.8	1224.3	1171.5	1110.6	1076.8	1097.4	1200.1	1373.0	1426.2	1244.4	947.0
50°	1415.7	1391.1	1304.9	1202.1	1139.7	1142.9	1252.1	1430.6	1491.5	1317.0	1008.7
52.5°	1583.4	1539.4	1436.7	1300.9	1211.4	1222.3	1345.6	1549.9	1625.3	1437.1	1112.3
55°	1731.3	1674.8	1564.0	1415.3	1334.3	1353.3	1495.1	1707.9	1779.2	1580.1	1217.0
57.5°	1857.0	1796.9	1687.7	1556.8	1456.0	1471.7	1628.5	1854.6	1902.5	1708.7	1317.4
59°	1914.2	1855.0	1754.2	1633.3	1539.0	1572.1	1722.8	1927.5	1948.1	1758.3	1355.7
60°	1942.0	1882.8	1794.1	1676.0	1589.8	1633.3	1772.8	1982.7	1965.0	1765.5	1370.2
62.5°	1940.0	1898.5	1840.1	1759.5	1743.8	1816.3	1935.2	2053.7	1976.7	1744.6	1379.4
65°	1780.8	1777.2	1740.9	1750.2	1815.9	1927.9	2000.9	2065.3	1952.5	1661.1	1334.7
67.5°	1485.4	1500.3	1505.2	1562.0	1715.5	1905.8	1969.8	1982.3	1847.3	1482.6	1195.7
70°	1146.9	1113.9	1168.3	1268.6	1489.9	1734.9	1826.0	1782.4	1632.1	1241.6	976.5
72.5°	812.0	821.7	899.9	1030.1	1255.3	1509.2	1651.9	1414.5	1227.9	929.3	692.3
75°	610.9	656.5	694.4	808.4	1019.6	1292.8	1410.5	972.4	799.9	640.8	453.0
77.5°	585.5	581.9	552.9	577.1	735.1	905.5	1006.3	606.9	500.9	419.1	273.6
80°	541.2	510.2	457.4	434.0	463.0	581.5	638.7	390.1	333.3	293.0	154.3
82.5°	419.9	399.0	343.4	341.7	386.1	413.1	439.3	276.5	250.7	237.4	94.7
85°	266.4	273.6	280.5	342.1	428.4	433.2	341.7	168.5	132.2	186.2	60.4
87.5°	79.0	128.6	156.0	264.8	386.1	387.3	257.1	55.2	49.6	58.0	35.1
90°	0.0	0.0	0.0	0.0	0.0	0.0	0.4	0.0	0.0	0.0	0.0
92.5°	0.0	0.0	0.0	0.0	0.0	0.0	0.0	0.0	0.0	0.0	0.0
95°	0.0	0.0	0.0	0.0	0.0	0.0	0.0	0.0	0.0	0.0	0.0
97.5°	0.0	0.0	0.0	0.0	0.0	0.0	0.0	0.0	0.0	0.0	0.0
100°	0.0	0.0	0.0	0.0	0.0	0.0	0.0	0.0	0.0	0.0	0.0
102.5°	0.0	0.0	0.0	0.0	0.0	0.0	0.0	0.0	0.0	0.0	0.0
105°	0.0	0.0	0.0	0.0	0.0	0.0	0.0	0.0	0.0	0.0	0.0
107.5°	0.0	0.0	0.0	0.0	0.0	0.0	0.0	0.0	0.0	0.0	0.0



REPORT NUMBER: P227189

CATALOG NUMBER: ISW-AF-450-LED-E1-SLL-7030

CANDELA DISTRIBUTION (continued):

	50°	55°	60°	65°	70°	75°	80°	85°	90°	95°	100°
110°	0.0	0.0	0.0	0.0	0.0	0.0	0.0	0.0	0.0	0.0	0.0
112.5°	0.0	0.0	0.0	0.0	0.0	0.0	0.0	0.0	0.0	0.0	0.0
115°	0.0	0.0	0.0	0.0	0.0	0.0	0.0	0.0	0.0	0.0	0.0
117.5°	0.0	0.0	0.0	0.0	0.0	0.0	0.0	0.0	0.0	0.0	0.0
120°	0.0	0.0	0.0	0.0	0.0	0.0	0.0	0.0	0.0	0.0	0.0
122.5°	0.0	0.0	0.0	0.0	0.0	0.0	0.0	0.0	0.0	0.0	0.0
125°	0.0	0.0	0.0	0.0	0.0	0.0	0.0	0.0	0.0	0.0	0.0
127.5°	0.0	0.0	0.0	0.0	0.0	0.0	0.0	0.0	0.0	0.0	0.0
130°	0.0	0.0	0.0	0.0	0.0	0.0	0.0	0.0	0.0	0.0	0.0
132.5°	0.0	0.0	0.0	0.0	0.0	0.0	0.0	0.0	0.0	0.0	0.0
135°	0.0	0.0	0.0	0.0	0.0	0.0	0.0	0.0	0.0	0.0	0.0
137.5°	0.0	0.0	0.0	0.0	0.0	0.0	0.0	0.0	0.0	0.0	0.0
140°	0.0	0.0	0.0	0.0	0.0	0.0	0.0	0.0	0.0	0.0	0.0
142.5°	0.0	0.0	0.0	0.0	0.0	0.0	0.0	0.0	0.0	0.0	0.0
145°	0.0	0.0	0.0	0.0	0.0	0.0	0.0	0.0	0.0	0.0	0.0
147.5°	0.0	0.0	0.0	0.0	0.0	0.0	0.0	0.0	0.0	0.0	0.0
150°	0.0	0.0	0.0	0.0	0.0	0.0	0.0	0.0	0.0	0.0	0.0
152.5°	0.0	0.0	0.0	0.0	0.0	0.0	0.0	0.0	0.0	0.0	0.0
155°	0.0	0.0	0.0	0.0	0.0	0.0	0.0	0.0	0.0	0.0	0.0
157.5°	0.0	0.0	0.0	0.0	0.0	0.0	0.0	0.0	0.0	0.0	0.0
160°	0.0	0.0	0.0	0.0	0.0	0.0	0.0	0.0	0.0	0.0	0.0
162.5°	0.0	0.0	0.0	0.0	0.0	0.0	0.0	0.0	0.0	0.0	0.0
165°	0.0	0.0	0.0	0.0	0.0	0.0	0.0	0.0	0.0	0.0	0.0
167.5°	0.0	0.0	0.0	0.0	0.0	0.0	0.0	0.0	0.0	0.0	0.0
170°	0.0	0.0	0.0	0.0	0.0	0.0	0.0	0.0	0.0	0.0	0.0
172.5°	0.0	0.0	0.0	0.0	0.0	0.0	0.0	0.0	0.0	0.0	0.0
175°	0.0	0.0	0.0	0.0	0.0	0.0	0.0	0.0	0.0	0.0	0.0
177.5°	0.0	0.0	0.0	0.0	0.0	0.0	0.0	0.0	0.0	0.0	0.0
180°	0.0	0.0	0.0	0.0	0.0	0.0	0.0	0.0	0.0	0.0	0.0



REPORT NUMBER: P227189

CATALOG NUMBER: ISW-AF-450-LED-E1-SLL-7030

CANDELA DISTRIBUTION (continued):

	105°	110°	115°	120°	125°	130°	135°	140°	145°	150°	155°
0°	791.1	791.1	791.1	791.1	791.1	791.1	791.1	791.1	791.1	791.1	791.1
2.5°	812.4	810.8	799.5	780.6	782.2	773.3	762.1	743.9	740.3	730.2	728.6
5°	739.1	720.1	695.6	665.7	654.5	639.1	623.4	612.1	598.0	585.1	602.5
7.5°	641.2	613.4	584.7	553.3	535.2	510.2	496.9	471.1	452.2	448.5	433.6
10°	559.4	524.3	491.7	463.4	429.6	406.2	389.3	375.2	362.3	346.6	336.9
12.5°	505.0	465.5	430.8	395.7	379.6	360.3	349.8	336.5	318.0	304.7	291.8
15°	480.4	437.7	399.8	369.1	345.8	327.6	309.1	293.0	272.8	257.9	243.0
17.5°	477.1	421.5	373.6	339.3	313.9	294.2	269.6	248.2	223.7	207.1	194.6
20°	480.8	409.4	349.4	304.7	278.9	244.2	221.2	195.0	170.9	149.1	129.4
22.5°	495.3	403.0	325.6	276.5	238.2	198.7	174.1	140.6	120.1	99.1	91.5
25°	515.0	399.0	305.1	245.4	197.1	158.0	124.5	96.7	87.4	82.2	79.4
27.5°	536.0	391.7	282.1	216.8	164.0	116.5	93.1	81.4	77.8	75.0	72.9
30°	551.7	377.6	253.9	186.2	130.6	99.5	83.0	75.4	72.9	69.7	67.7
32.5°	558.5	355.8	228.5	157.2	110.0	85.4	72.5	68.1	65.7	62.9	61.7
35°	557.3	331.3	215.6	145.9	100.7	75.8	63.7	60.9	57.6	54.8	52.0
37.5°	558.5	308.7	205.5	143.1	96.7	68.5	58.0	56.0	53.6	50.8	48.4
40°	563.4	296.2	200.7	137.0	93.5	65.7	53.6	51.6	51.2	48.0	45.9
42.5°	565.4	297.4	198.3	128.6	85.4	64.9	53.6	49.2	49.2	46.7	44.3
45°	563.0	306.3	199.9	123.7	79.4	60.9	56.4	49.2	48.0	45.9	43.5
47.5°	570.2	312.7	199.9	122.9	75.4	56.8	53.6	54.0	48.8	46.3	42.7
50°	600.1	318.8	195.9	121.7	74.2	52.8	50.8	53.2	54.8	47.2	43.1
52.5°	652.8	326.4	191.4	119.7	72.5	49.6	47.2	50.0	56.0	49.6	43.1
55°	706.9	340.1	188.6	116.5	70.1	47.6	42.7	48.0	51.2	49.2	42.7
57.5°	764.5	355.0	185.8	108.8	64.5	45.5	41.1	41.9	45.9	47.6	41.5
59°	781.8	362.3	183.4	103.2	59.6	43.9	39.9	38.7	41.1	45.5	40.7
60°	794.3	362.7	180.5	98.3	56.8	43.1	39.1	37.5	38.3	46.7	41.1
62.5°	795.5	362.3	171.7	88.3	51.2	41.5	37.9	35.9	35.1	39.1	41.9
65°	745.5	345.4	155.6	83.0	51.6	39.9	35.9	34.3	32.6	33.4	36.3
67.5°	652.0	301.8	138.6	84.2	54.4	38.7	34.3	32.6	31.4	30.6	31.8
70°	493.3	250.7	133.8	87.0	56.8	37.9	31.8	30.2	29.4	29.0	29.0
72.5°	341.7	206.3	128.6	89.1	58.8	37.5	29.4	27.8	27.4	27.0	27.0
75°	220.0	149.9	106.4	75.8	53.6	34.3	26.6	25.0	24.6	24.2	24.6
77.5°	130.2	104.8	78.2	53.2	39.1	27.4	23.0	21.8	21.8	21.8	22.2
80°	72.1	62.1	52.0	34.3	27.8	20.6	18.9	17.7	17.7	18.1	18.9
82.5°	43.1	34.3	29.4	21.8	18.9	14.5	14.1	13.3	13.7	14.1	14.9
85°	28.2	21.8	17.7	14.5	12.9	9.3	8.1	8.5	8.9	9.7	10.1
87.5°	15.7	12.1	9.7	8.5	7.7	4.0	3.2	3.2	4.0	4.8	5.6
90°	0.0	0.0	0.0	0.0	0.0	0.0	0.0	0.0	0.0	0.0	0.0
92.5°	0.0	0.0	0.0	0.0	0.0	0.0	0.0	0.0	0.0	0.0	0.0
95°	0.0	0.0	0.0	0.0	0.0	0.0	0.0	0.0	0.0	0.0	0.0
97.5°	0.0	0.0	0.0	0.0	0.0	0.0	0.0	0.0	0.0	0.0	0.0
100°	0.0	0.0	0.0	0.0	0.0	0.0	0.0	0.0	0.0	0.0	0.0
102.5°	0.0	0.0	0.0	0.0	0.0	0.0	0.0	0.0	0.0	0.0	0.0
105°	0.0	0.0	0.0	0.0	0.0	0.0	0.0	0.0	0.0	0.0	0.0
107.5°	0.0	0.0	0.0	0.0	0.0	0.0	0.0	0.0	0.0	0.0	0.0



REPORT NUMBER: P227189
 CATALOG NUMBER: ISW-AF-450-LED-E1-SLL-7030

REPORT N
 CATALOG

CANDELA DISTRIBUTION (continued):

CANDELA

	105°	110°	115°	120°	125°	130°	135°	140°	145°	150°	155°	
110°	0.0	0.0	0.0	0.0	0.0	0.0	0.0	0.0	0.0	0.0	0.0	0°
112.5°	0.0	0.0	0.0	0.0	0.0	0.0	0.0	0.0	0.0	0.0	0.0	2.5°
115°	0.0	0.0	0.0	0.0	0.0	0.0	0.0	0.0	0.0	0.0	0.0	5°
117.5°	0.0	0.0	0.0	0.0	0.0	0.0	0.0	0.0	0.0	0.0	0.0	7.5°
120°	0.0	0.0	0.0	0.0	0.0	0.0	0.0	0.0	0.0	0.0	0.0	10°
122.5°	0.0	0.0	0.0	0.0	0.0	0.0	0.0	0.0	0.0	0.0	0.0	12.5°
125°	0.0	0.0	0.0	0.0	0.0	0.0	0.0	0.0	0.0	0.0	0.0	15°
127.5°	0.0	0.0	0.0	0.0	0.0	0.0	0.0	0.0	0.0	0.0	0.0	17.5°
130°	0.0	0.0	0.0	0.0	0.0	0.0	0.0	0.0	0.0	0.0	0.0	20°
132.5°	0.0	0.0	0.0	0.0	0.0	0.0	0.0	0.0	0.0	0.0	0.0	22.5°
135°	0.0	0.0	0.0	0.0	0.0	0.0	0.0	0.0	0.0	0.0	0.0	25°
137.5°	0.0	0.0	0.0	0.0	0.0	0.0	0.0	0.0	0.0	0.0	0.0	27.5°
140°	0.0	0.0	0.0	0.0	0.0	0.0	0.0	0.0	0.0	0.0	0.0	30°
142.5°	0.0	0.0	0.0	0.0	0.0	0.0	0.0	0.0	0.0	0.0	0.0	32.5°
145°	0.0	0.0	0.0	0.0	0.0	0.0	0.0	0.0	0.0	0.0	0.0	35°
147.5°	0.0	0.0	0.0	0.0	0.0	0.0	0.0	0.0	0.0	0.0	0.0	37.5°
150°	0.0	0.0	0.0	0.0	0.0	0.0	0.0	0.0	0.0	0.0	0.0	40°
152.5°	0.0	0.0	0.0	0.0	0.0	0.0	0.0	0.0	0.0	0.0	0.0	42.5°
155°	0.0	0.0	0.0	0.0	0.0	0.0	0.0	0.0	0.0	0.0	0.0	45°
157.5°	0.0	0.0	0.0	0.0	0.0	0.0	0.0	0.0	0.0	0.0	0.0	47.5°
160°	0.0	0.0	0.0	0.0	0.0	0.0	0.0	0.0	0.0	0.0	0.0	50°
162.5°	0.0	0.0	0.0	0.0	0.0	0.0	0.0	0.0	0.0	0.0	0.0	52.5°
165°	0.0	0.0	0.0	0.0	0.0	0.0	0.0	0.0	0.0	0.0	0.0	55°
167.5°	0.0	0.0	0.0	0.0	0.0	0.0	0.0	0.0	0.0	0.0	0.0	57.5°
170°	0.0	0.0	0.0	0.0	0.0	0.0	0.0	0.0	0.0	0.0	0.0	59°
172.5°	0.0	0.0	0.0	0.0	0.0	0.0	0.0	0.0	0.0	0.0	0.0	60°
175°	0.0	0.0	0.0	0.0	0.0	0.0	0.0	0.0	0.0	0.0	0.0	62.5°
177.5°	0.0	0.0	0.0	0.0	0.0	0.0	0.0	0.0	0.0	0.0	0.0	65°
180°	0.0	0.0	0.0	0.0	0.0	0.0	0.0	0.0	0.0	0.0	0.0	67.5°
												70°
												72.5°
												75°
												77.5°
												80°
												82.5°
												85°
												87.5°
												90°
												92.5°
												95°
												97.5°
												100°
												102.5°
												105°
												107.5°

NUMBER: P227189
 NUMBER: ISW-AF-450-LED-E1-SLL-7030

REPORT NUMBER: P
 CATALOG NUMBER:

DISTRIBUTION (continued):

CANDELA DISTRIBUTION

160°	165°	170°	175°	180°	185°	190°	195°	200°	205°	210°	110°	160°
791.1	791.1	791.1	791.1	791.1	791.1	791.1	791.1	791.1	791.1	791.1	110°	0.0
734.3	722.6	710.1	700.8	704.8	691.5	692.7	689.1	687.5	686.7	678.2	112.5°	0.0
581.5	586.0	567.4	569.4	575.1	561.4	552.1	567.4	565.4	551.7	559.4	115°	0.0
419.1	420.3	411.9	392.9	392.9	403.0	406.6	413.9	418.7	435.6	425.2	117.5°	0.0
320.4	309.1	300.6	292.2	287.3	277.3	279.7	288.5	294.2	303.9	311.5	120°	0.0
278.5	266.0	251.1	238.2	231.3	222.0	216.0	214.0	216.0	210.0	210.4	122.5°	0.0
231.3	220.0	203.5	196.7	183.8	176.5	172.5	167.2	163.2	154.7	151.1	125°	0.0
179.3	164.4	147.5	147.5	138.2	132.2	130.6	129.4	126.9	122.5	118.1	127.5°	0.0
119.3	109.6	99.9	95.1	95.9	95.1	92.7	96.7	96.7	98.3	97.5	130°	0.0
87.0	85.4	81.8	79.0	77.4	77.0	77.4	78.6	81.0	83.0	85.0	132.5°	0.0
78.2	77.4	74.2	71.3	70.9	70.1	70.1	71.3	71.7	72.1	71.7	135°	0.0
72.5	70.9	68.1	66.1	65.3	64.9	65.3	64.1	63.3	63.7	63.3	137.5°	0.0
65.7	64.5	61.7	60.0	59.6	59.6	58.4	58.0	57.2	57.6	57.2	140°	0.0
60.4	58.8	56.0	54.0	54.0	53.6	54.0	53.6	53.2	52.8	52.8	142.5°	0.0
50.8	50.4	47.6	46.7	47.2	48.4	48.4	48.4	48.8	48.4	48.4	145°	0.0
47.2	46.7	43.9	41.9	41.5	41.5	41.5	42.3	43.5	43.9	44.7	147.5°	0.0
44.7	44.3	41.5	39.9	39.1	38.7	38.3	38.3	38.7	40.3	41.5	150°	0.0
43.1	42.3	39.5	37.5	37.1	36.7	36.3	36.3	36.3	36.7	37.9	152.5°	0.0
42.3	41.1	37.9	35.9	35.1	34.7	34.7	35.1	34.7	34.7	34.7	155°	0.0
41.1	40.3	37.1	34.7	33.9	33.9	33.4	33.4	33.4	32.6	32.6	157.5°	0.0
40.7	39.5	36.3	33.9	33.0	32.6	32.2	32.6	31.8	31.4	31.0	160°	0.0
39.9	38.3	34.7	32.6	32.2	31.4	31.0	31.0	31.0	30.2	30.2	162.5°	0.0
39.5	37.5	33.9	31.8	31.0	30.2	29.8	29.8	30.6	29.8	29.8	165°	0.0
39.1	36.3	32.6	30.2	29.8	29.0	28.6	29.0	30.2	29.4	29.0	167.5°	0.0
37.5	35.5	31.8	29.8	29.0	28.2	27.8	28.2	29.0	29.0	29.0	170°	0.0
36.7	34.7	31.0	29.0	28.6	27.8	27.4	27.4	28.6	28.6	28.2	172.5°	0.0
35.5	33.9	30.2	27.8	27.0	27.0	26.6	26.6	27.0	27.0	27.4	175°	0.0
33.9	33.0	29.4	26.6	26.2	25.8	25.8	25.8	25.8	26.6	26.6	177.5°	0.0
32.2	31.8	28.2	25.8	25.0	25.0	25.0	25.0	25.0	25.4	25.8	180°	0.0
29.8	29.8	26.6	24.2	23.8	23.4	23.4	23.4	23.4	23.8	24.2		
27.4	27.8	24.6	22.2	21.8	21.8	21.8	21.8	22.2	22.2	22.6		
25.0	25.4	22.2	19.7	19.7	19.7	19.7	19.7	19.7	19.7	20.6		
22.6	22.6	18.9	16.5	16.9	17.3	17.7	17.3	17.3	17.7	18.9		
19.3	18.9	15.7	13.7	13.7	14.5	14.9	14.5	14.9	14.9	16.5		
15.3	15.3	12.1	10.1	10.1	11.7	11.7	11.7	12.1	12.5	13.7		
11.7	11.3	8.5	6.9	6.9	8.1	8.5	8.9	9.3	9.7	10.5		
6.9	6.9	4.4	2.8	3.2	3.6	4.8	4.8	4.8	5.6	6.9		
0.0	0.4	0.0	0.0	0.0	0.0	0.0	0.0	0.0	0.0	0.0		
0.0	0.0	0.0	0.0	0.0	0.0	0.0	0.0	0.0	0.0	0.0		
0.0	0.0	0.0	0.0	0.0	0.0	0.0	0.0	0.0	0.0	0.0		
0.0	0.0	0.0	0.0	0.0	0.0	0.0	0.0	0.0	0.0	0.0		
0.0	0.0	0.0	0.0	0.0	0.0	0.0	0.0	0.0	0.0	0.0		
0.0	0.0	0.0	0.0	0.0	0.0	0.0	0.0	0.0	0.0	0.0		
0.0	0.0	0.0	0.0	0.0	0.0	0.0	0.0	0.0	0.0	0.0		
0.0	0.0	0.0	0.0	0.0	0.0	0.0	0.0	0.0	0.0	0.0		
0.0	0.0	0.0	0.0	0.0	0.0	0.0	0.0	0.0	0.0	0.0		
0.0	0.0	0.0	0.0	0.0	0.0	0.0	0.0	0.0	0.0	0.0		
0.0	0.0	0.0	0.0	0.0	0.0	0.0	0.0	0.0	0.0	0.0		

'227189
 ISW-AF-450-LED-E1-SLL-7030

REPORT NUMBER: P227189
 CATALOG NUMBER: ISW-AF-4!

TION (continued):

CANDELA DISTRIBUTION (con

165°	170°	175°	180°	185°	190°	195°	200°	205°	210°		215°	220°
0.0	0.0	0.0	0.0	0.0	0.0	0.0	0.0	0.0	0.0	0°	791.1	791.1
0.0	0.0	0.0	0.0	0.0	0.0	0.0	0.0	0.0	0.0	2.5°	685.5	685.1
0.0	0.0	0.0	0.0	0.0	0.0	0.0	0.0	0.0	0.0	5°	562.6	559.0
0.0	0.0	0.0	0.0	0.0	0.0	0.0	0.0	0.0	0.0	7.5°	436.0	449.3
0.0	0.0	0.0	0.0	0.0	0.0	0.0	0.0	0.0	0.0	10°	314.3	323.6
0.0	0.0	0.0	0.0	0.0	0.0	0.0	0.0	0.0	0.0	12.5°	218.8	223.7
0.0	0.0	0.0	0.0	0.0	0.0	0.0	0.0	0.0	0.0	15°	150.7	160.4
0.0	0.0	0.0	0.0	0.0	0.0	0.0	0.0	0.0	0.0	17.5°	117.3	118.5
0.0	0.0	0.0	0.0	0.0	0.0	0.0	0.0	0.0	0.0	20°	96.7	97.5
0.0	0.0	0.0	0.0	0.0	0.0	0.0	0.0	0.0	0.0	22.5°	85.8	87.4
0.0	0.0	0.0	0.0	0.0	0.0	0.0	0.0	0.0	0.0	25°	72.1	73.7
0.0	0.0	0.0	0.0	0.0	0.0	0.0	0.0	0.0	0.0	27.5°	63.7	65.3
0.0	0.0	0.0	0.0	0.0	0.0	0.0	0.0	0.0	0.0	30°	58.4	59.2
0.0	0.0	0.0	0.0	0.0	0.0	0.0	0.0	0.0	0.0	32.5°	53.2	53.2
0.0	0.0	0.0	0.0	0.0	0.0	0.0	0.0	0.0	0.0	35°	48.8	49.2
0.0	0.0	0.0	0.0	0.0	0.0	0.0	0.0	0.0	0.0	37.5°	45.5	46.3
0.0	0.0	0.0	0.0	0.0	0.0	0.0	0.0	0.0	0.0	40°	42.7	43.1
0.0	0.0	0.0	0.0	0.0	0.0	0.0	0.0	0.0	0.0	42.5°	38.7	39.5
0.0	0.0	0.0	0.0	0.0	0.0	0.0	0.0	0.0	0.0	45°	35.1	35.5
0.0	0.0	0.0	0.0	0.0	0.0	0.0	0.0	0.0	0.0	47.5°	32.6	32.6
0.0	0.0	0.0	0.0	0.0	0.0	0.0	0.0	0.0	0.0	50°	31.0	31.4
0.0	0.0	0.0	0.0	0.0	0.0	0.0	0.0	0.0	0.0	52.5°	30.2	30.6
0.0	0.0	0.0	0.0	0.0	0.0	0.0	0.0	0.0	0.0	55°	29.8	30.6
0.0	0.0	0.0	0.0	0.0	0.0	0.0	0.0	0.0	0.0	57.5°	29.8	30.2
0.0	0.0	0.0	0.0	0.0	0.0	0.0	0.0	0.0	0.0	59°	29.4	29.8
0.0	0.0	0.0	0.0	0.0	0.0	0.0	0.0	0.0	0.0	60°	29.4	30.2
0.0	0.0	0.0	0.0	0.0	0.0	0.0	0.0	0.0	0.0	62.5°	28.2	29.0
0.0	0.0	0.0	0.0	0.0	0.0	0.0	0.0	0.0	0.0	65°	27.4	28.2
0.0	0.0	0.0	0.0	0.0	0.0	0.0	0.0	0.0	0.0	67.5°	26.2	27.4
										70°	25.0	26.2
										72.5°	23.4	25.0
										75°	21.8	23.0
										77.5°	19.7	21.0
										80°	17.3	17.7
										82.5°	14.5	14.5
										85°	10.9	9.7
										87.5°	6.0	6.4
										90°	0.0	0.0
										92.5°	0.0	0.0
										95°	0.0	0.0
										97.5°	0.0	0.0
										100°	0.0	0.0
										102.5°	0.0	0.0
										105°	0.0	0.0
										107.5°	0.0	0.0



REPORT NUMBER: P227189

CATALOG NUMBER: ISW-AF-450-LED-E1-

50-LED-E1-SLL-7030

tinued):

CANDELA DISTRIBUTION (continued):

225°	230°	235°	240°	245°	250°	255°	260°	265°		215°	220°	225°
791.1	791.1	791.1	791.1	791.1	791.1	791.1	791.1	791.1	110°	0.0	0.0	0.0
676.6	676.6	688.7	689.9	675.8	679.4	686.3	678.2	687.1	112.5°	0.0	0.0	0.0
567.8	563.0	563.4	560.2	565.8	559.4	566.2	563.8	561.8	115°	0.0	0.0	0.0
440.9	449.3	443.3	431.6	440.9	433.6	419.9	421.1	405.8	117.5°	0.0	0.0	0.0
331.3	325.2	322.0	316.3	301.4	304.3	288.9	291.4	296.6	120°	0.0	0.0	0.0
228.5	224.1	229.3	225.7	219.6	220.8	224.1	227.3	235.8	122.5°	0.0	0.0	0.0
160.4	158.4	157.2	159.6	166.4	170.1	175.3	185.0	189.8	125°	0.0	0.0	0.0
120.5	120.9	119.7	123.3	129.0	131.8	133.0	133.8	139.4	127.5°	0.0	0.0	0.0
99.5	101.2	100.7	102.0	100.3	98.7	99.9	97.5	95.5	130°	0.0	0.0	0.0
87.0	87.4	85.4	85.0	82.6	80.6	79.0	79.0	78.2	132.5°	0.0	0.0	0.0
73.7	74.2	72.1	72.1	71.7	72.9	72.1	70.5	70.1	135°	0.0	0.0	0.0
66.1	65.3	64.1	64.1	63.3	63.3	63.7	64.1	63.7	137.5°	0.0	0.0	0.0
59.2	58.4	58.0	58.4	58.0	58.4	58.8	58.4	58.8	140°	0.0	0.0	0.0
54.4	53.6	53.6	54.0	53.6	54.0	54.0	54.0	53.6	142.5°	0.0	0.0	0.0
50.4	49.6	49.6	49.6	49.2	48.4	47.6	46.3	45.1	145°	0.0	0.0	0.0
47.2	46.7	45.9	45.5	44.3	41.9	41.1	41.1	41.1	147.5°	0.0	0.0	0.0
44.3	43.5	43.1	41.5	39.9	39.1	39.1	39.1	39.1	150°	0.0	0.0	0.0
40.7	39.5	38.7	38.3	37.9	37.9	37.5	37.5	37.5	152.5°	0.0	0.0	0.0
36.3	35.9	35.9	36.3	36.3	36.3	36.3	35.9	36.3	155°	0.0	0.0	0.0
33.4	33.4	33.9	34.3	34.7	35.1	35.5	35.1	35.5	157.5°	0.0	0.0	0.0
32.2	32.2	32.2	33.0	33.4	33.9	34.7	34.7	34.7	160°	0.0	0.0	0.0
31.4	31.4	31.8	32.2	32.6	33.0	33.4	33.9	34.3	162.5°	0.0	0.0	0.0
31.0	31.4	31.0	31.4	31.8	32.6	33.0	33.0	33.4	165°	0.0	0.0	0.0
31.0	31.0	31.0	31.0	31.8	32.2	31.8	32.2	32.6	167.5°	0.0	0.0	0.0
31.0	31.0	30.6	31.0	31.4	31.8	31.4	31.4	32.2	170°	0.0	0.0	0.0
30.6	31.0	30.6	30.6	31.0	31.4	31.0	31.4	31.8	172.5°	0.0	0.0	0.0
29.8	30.2	29.8	30.2	30.2	30.6	30.6	30.6	31.0	175°	0.0	0.0	0.0
29.0	29.0	29.0	29.4	29.4	29.8	29.8	30.2	29.8	177.5°	0.0	0.0	0.0
28.2	28.2	28.2	28.6	28.6	29.0	29.4	29.0	29.0	180°	0.0	0.0	0.0
27.4	27.0	26.6	27.0	27.4	27.4	27.8	27.4	27.8				
26.2	25.8	25.4	25.4	25.8	25.8	26.2	25.8	25.8				
24.2	24.2	23.4	23.4	23.4	23.4	23.8	23.4	23.0				
21.8	21.8	21.0	21.0	21.0	21.0	20.6	20.6	20.6				
18.1	18.5	18.5	18.1	18.1	17.7	17.7	17.3	16.9				
13.7	14.5	14.9	14.9	14.9	14.9	14.9	14.1	13.3				
9.7	10.9	12.1	12.1	11.7	11.7	11.7	10.5	9.3				
6.0	7.3	7.7	8.5	7.3	6.9	6.9	6.0	5.6				
0.0	0.0	0.8	0.4	1.2	1.2	1.6	0.8	0.4				
0.0	0.0	0.0	0.0	0.0	0.0	0.0	0.0	0.0				
0.0	0.0	0.0	0.0	0.0	0.0	0.0	0.0	0.0				
0.0	0.0	0.0	0.0	0.0	0.0	0.0	0.0	0.0				
0.0	0.0	0.0	0.0	0.0	0.0	0.0	0.0	0.0				
0.0	0.0	0.0	0.0	0.0	0.0	0.0	0.0	0.0				
0.0	0.0	0.0	0.0	0.0	0.0	0.0	0.0	0.0				
0.0	0.0	0.0	0.0	0.0	0.0	0.0	0.0	0.0				
0.0	0.0	0.0	0.0	0.0	0.0	0.0	0.0	0.0				
0.0	0.0	0.0	0.0	0.0	0.0	0.0	0.0	0.0				



REPORT NUMBER: P227189

CATALOG NUMBER: ISW-AF-450-LED-E1-SLL-7030

SLL-7030

CANDELA DISTRIBUTION (continued):

230°	235°	240°	245°	250°	255°	260°	265°		270°	275°	280°	285°
0.0	0.0	0.0	0.0	0.0	0.0	0.0	0.0	0°	791.1	791.1	791.1	791.1
0.0	0.0	0.0	0.0	0.0	0.0	0.0	0.0	2.5°	679.4	694.4	696.4	698.4
0.0	0.0	0.0	0.0	0.0	0.0	0.0	0.0	5°	558.5	573.5	565.0	568.6
0.0	0.0	0.0	0.0	0.0	0.0	0.0	0.0	7.5°	407.8	398.2	410.7	418.3
0.0	0.0	0.0	0.0	0.0	0.0	0.0	0.0	10°	297.8	309.1	313.9	322.8
0.0	0.0	0.0	0.0	0.0	0.0	0.0	0.0	12.5°	247.0	254.3	263.2	277.3
0.0	0.0	0.0	0.0	0.0	0.0	0.0	0.0	15°	200.3	205.5	216.8	230.5
0.0	0.0	0.0	0.0	0.0	0.0	0.0	0.0	17.5°	145.9	153.5	160.8	172.1
0.0	0.0	0.0	0.0	0.0	0.0	0.0	0.0	20°	97.9	101.2	110.0	115.3
0.0	0.0	0.0	0.0	0.0	0.0	0.0	0.0	22.5°	78.6	79.8	81.4	85.8
0.0	0.0	0.0	0.0	0.0	0.0	0.0	0.0	25°	70.5	71.3	72.5	74.2
0.0	0.0	0.0	0.0	0.0	0.0	0.0	0.0	27.5°	64.1	64.5	65.7	66.5
0.0	0.0	0.0	0.0	0.0	0.0	0.0	0.0	30°	58.4	58.0	58.4	59.6
0.0	0.0	0.0	0.0	0.0	0.0	0.0	0.0	32.5°	52.4	52.4	53.2	53.2
0.0	0.0	0.0	0.0	0.0	0.0	0.0	0.0	35°	45.1	44.7	45.5	46.7
0.0	0.0	0.0	0.0	0.0	0.0	0.0	0.0	37.5°	41.5	41.9	42.7	43.5
0.0	0.0	0.0	0.0	0.0	0.0	0.0	0.0	40°	39.5	39.9	40.7	41.5
0.0	0.0	0.0	0.0	0.0	0.0	0.0	0.0	42.5°	37.5	38.3	39.1	40.3
0.0	0.0	0.0	0.0	0.0	0.0	0.0	0.0	45°	36.3	37.1	38.3	39.5
0.0	0.0	0.0	0.0	0.0	0.0	0.0	0.0	47.5°	35.9	36.7	37.9	39.5
0.0	0.0	0.0	0.0	0.0	0.0	0.0	0.0	50°	35.1	36.3	37.5	39.1
0.0	0.0	0.0	0.0	0.0	0.0	0.0	0.0	52.5°	35.1	35.9	37.1	39.1
0.0	0.0	0.0	0.0	0.0	0.0	0.0	0.0	55°	33.9	35.1	36.3	38.3
0.0	0.0	0.0	0.0	0.0	0.0	0.0	0.0	57.5°	33.0	33.9	35.5	37.9
0.0	0.0	0.0	0.0	0.0	0.0	0.0	0.0	59°	32.6	33.4	35.1	37.5
0.0	0.0	0.0	0.0	0.0	0.0	0.0	0.0	60°	31.8	33.0	34.7	37.1
0.0	0.0	0.0	0.0	0.0	0.0	0.0	0.0	62.5°	31.0	32.2	33.9	36.3
0.0	0.0	0.0	0.0	0.0	0.0	0.0	0.0	65°	29.8	31.4	33.0	34.7
0.0	0.0	0.0	0.0	0.0	0.0	0.0	0.0	67.5°	29.0	29.8	31.4	33.0
								70°	27.4	28.2	29.4	30.6
								72.5°	25.4	25.8	26.6	27.8
								75°	22.6	23.0	23.4	24.6
								77.5°	19.7	19.7	20.1	21.8
								80°	16.5	16.5	16.9	17.7
								82.5°	12.5	12.5	13.3	14.5
								85°	8.9	8.5	9.7	10.5
								87.5°	5.2	4.8	5.2	5.2
								90°	0.4	1.2	0.8	0.8
								92.5°	0.0	0.0	0.0	0.0
								95°	0.0	0.0	0.0	0.0
								97.5°	0.0	0.0	0.0	0.0
								100°	0.0	0.0	0.0	0.0
								102.5°	0.0	0.0	0.0	0.0
								105°	0.0	0.0	0.0	0.0
								107.5°	0.0	0.0	0.0	0.0



REPORT NUMBER: P227189

CATALOG NUMBER: ISW-AF-450-LED-E1-SLL-7030

CANDELA DISTRIBUTION (continued):

290°	295°	300°	305°	310°	315°	320°		270°	275°	280°	285°	290°
791.1	791.1	791.1	791.1	791.1	791.1	791.1	110°	0.0	0.0	0.0	0.0	0.0
706.4	702.4	705.6	718.1	722.6	728.2	747.1	112.5°	0.0	0.0	0.0	0.0	0.0
577.5	582.7	577.5	602.9	604.1	621.0	627.9	115°	0.0	0.0	0.0	0.0	0.0
424.4	431.2	442.5	459.4	464.2	488.4	509.0	117.5°	0.0	0.0	0.0	0.0	0.0
331.3	340.1	355.8	366.3	376.8	390.9	407.4	120°	0.0	0.0	0.0	0.0	0.0
294.2	303.5	317.2	330.5	345.4	356.2	369.9	122.5°	0.0	0.0	0.0	0.0	0.0
245.8	260.3	273.6	291.0	303.5	323.2	339.3	125°	0.0	0.0	0.0	0.0	0.0
187.8	207.9	221.2	242.2	261.1	278.5	300.2	127.5°	0.0	0.0	0.0	0.0	0.0
130.6	146.3	163.2	185.8	210.4	234.1	263.2	130°	0.0	0.0	0.0	0.0	0.0
89.9	98.3	111.2	134.6	160.0	194.2	225.7	132.5°	0.0	0.0	0.0	0.0	0.0
76.6	79.8	84.6	95.9	117.3	154.7	189.4	135°	0.0	0.0	0.0	0.0	0.0
68.1	70.5	73.7	79.4	90.7	116.5	154.7	137.5°	0.0	0.0	0.0	0.0	0.0
62.5	65.3	68.5	72.5	78.6	96.3	124.9	140°	0.0	0.0	0.0	0.0	0.0
54.8	56.8	59.6	64.1	68.5	82.6	110.4	142.5°	0.0	0.0	0.0	0.0	0.0
48.4	50.8	54.4	57.6	62.1	73.3	100.3	145°	0.0	0.0	0.0	0.0	0.0
45.1	47.6	50.8	53.6	56.8	66.1	93.1	147.5°	0.0	0.0	0.0	0.0	0.0
43.1	45.5	48.8	51.2	53.2	63.7	90.3	150°	0.0	0.0	0.0	0.0	0.0
41.9	44.7	47.6	49.2	53.2	64.9	83.4	152.5°	0.0	0.0	0.0	0.0	0.0
41.5	44.3	47.6	50.4	58.4	61.3	79.0	155°	0.0	0.0	0.0	0.0	0.0
41.9	44.3	48.4	56.4	56.8	58.0	74.2	157.5°	0.0	0.0	0.0	0.0	0.0
41.9	45.5	54.0	58.8	54.0	54.8	69.7	160°	0.0	0.0	0.0	0.0	0.0
42.3	47.2	56.0	54.8	52.4	51.2	64.9	162.5°	0.0	0.0	0.0	0.0	0.0
42.3	46.3	53.6	51.6	48.4	48.8	59.2	165°	0.0	0.0	0.0	0.0	0.0
41.1	46.3	51.6	46.7	44.3	46.3	54.4	167.5°	0.0	0.0	0.0	0.0	0.0
40.3	47.6	45.9	43.1	43.1	45.1	52.0	170°	0.0	0.0	0.0	0.0	0.0
39.9	48.8	43.5	41.9	41.9	44.7	50.8	172.5°	0.0	0.0	0.0	0.0	0.0
38.7	45.5	39.9	39.1	40.3	42.3	49.2	175°	0.0	0.0	0.0	0.0	0.0
36.3	37.9	36.7	36.7	38.3	40.7	48.4	177.5°	0.0	0.0	0.0	0.0	0.0
33.4	34.3	34.3	34.7	36.3	38.3	49.2	180°	0.0	0.0	0.0	0.0	0.0
31.0	31.0	31.8	32.2	33.4	36.3	47.2						
28.2	28.6	28.6	29.4	30.2	33.0	45.5						
25.0	25.0	25.8	25.8	27.0	29.8	40.7						
21.8	21.8	21.8	22.2	23.0	25.8	33.4						
18.1	18.1	18.1	18.5	18.9	21.4	25.4						
14.5	14.1	13.7	13.7	14.5	16.5	19.7						
10.1	10.1	9.7	9.7	9.7	10.9	13.3						
5.6	4.8	5.2	5.6	5.2	6.0	7.3						
0.4	0.8	1.2	1.6	1.6	1.6	2.4						
0.0	0.0	0.0	0.0	0.0	0.0	0.0						
0.0	0.0	0.0	0.0	0.0	0.0	0.0						
0.0	0.0	0.0	0.0	0.0	0.0	0.0						
0.0	0.0	0.0	0.0	0.0	0.0	0.0						
0.0	0.0	0.0	0.0	0.0	0.0	0.0						
0.0	0.0	0.0	0.0	0.0	0.0	0.0						
0.0	0.0	0.0	0.0	0.0	0.0	0.0						
0.0	0.0	0.0	0.0	0.0	0.0	0.0						
0.0	0.0	0.0	0.0	0.0	0.0	0.0						
0.0	0.0	0.0	0.0	0.0	0.0	0.0						



REPORT NUMBER: P227189

CATALOG NUMBER: ISW-AF-450-LED-E1-SLL-7030

CANDELA DISTRIBUTION (continued):

295°	300°	305°	310°	315°	320°		325°	330°	335°	340°	345°	350°
0.0	0.0	0.0	0.0	0.0	0.0	0°	791.1	791.1	791.1	791.1	791.1	791.1
0.0	0.0	0.0	0.0	0.0	0.0	2.5°	744.7	755.2	771.7	775.0	788.3	797.5
0.0	0.0	0.0	0.0	0.0	0.0	5°	631.1	656.1	664.9	682.3	712.5	727.8
0.0	0.0	0.0	0.0	0.0	0.0	7.5°	520.7	539.6	561.0	588.8	610.9	637.1
0.0	0.0	0.0	0.0	0.0	0.0	10°	428.4	455.4	483.2	505.8	536.8	568.2
0.0	0.0	0.0	0.0	0.0	0.0	12.5°	380.4	395.3	422.7	454.6	493.3	528.3
0.0	0.0	0.0	0.0	0.0	0.0	15°	355.4	373.2	402.6	436.4	477.5	521.1
0.0	0.0	0.0	0.0	0.0	0.0	17.5°	324.4	352.6	386.1	434.4	487.6	548.1
0.0	0.0	0.0	0.0	0.0	0.0	20°	293.8	328.0	372.0	435.6	509.4	588.0
0.0	0.0	0.0	0.0	0.0	0.0	22.5°	266.8	307.5	363.1	442.9	537.2	642.0
0.0	0.0	0.0	0.0	0.0	0.0	25°	234.9	289.3	356.2	457.8	579.9	714.5
0.0	0.0	0.0	0.0	0.0	0.0	27.5°	209.6	272.0	346.2	470.7	619.0	784.2
0.0	0.0	0.0	0.0	0.0	0.0	30°	181.3	251.9	332.1	475.1	666.6	841.4
0.0	0.0	0.0	0.0	0.0	0.0	32.5°	158.8	232.9	315.9	471.1	687.9	881.3
0.0	0.0	0.0	0.0	0.0	0.0	35°	147.9	219.2	302.2	457.0	705.6	924.5
0.0	0.0	0.0	0.0	0.0	0.0	37.5°	140.6	204.3	288.9	433.6	725.8	967.2
0.0	0.0	0.0	0.0	0.0	0.0	40°	131.4	192.6	278.1	416.7	741.5	1002.6
0.0	0.0	0.0	0.0	0.0	0.0	42.5°	122.9	182.2	269.6	401.8	745.5	1034.5
0.0	0.0	0.0	0.0	0.0	0.0	45°	115.7	175.7	263.2	402.6	748.4	1078.8
0.0	0.0	0.0	0.0	0.0	0.0	47.5°	110.0	169.7	260.7	416.3	778.2	1140.5
0.0	0.0	0.0	0.0	0.0	0.0	50°	104.8	164.4	256.7	442.9	826.1	1223.9
0.0	0.0	0.0	0.0	0.0	0.0	52.5°	98.7	157.2	251.5	470.3	878.5	1335.5
0.0	0.0	0.0	0.0	0.0	0.0	55°	90.7	147.5	245.8	493.3	949.9	1471.3
0.0	0.0	0.0	0.0	0.0	0.0	57.5°	78.2	136.2	242.2	505.0	993.8	1549.5
0.0	0.0	0.0	0.0	0.0	0.0	59°	71.7	125.3	240.2	499.3	1005.5	1562.8
0.0	0.0	0.0	0.0	0.0	0.0	60°	68.1	118.9	237.0	492.5	1008.7	1554.3
0.0	0.0	0.0	0.0	0.0	0.0	62.5°	63.3	103.6	223.7	458.2	963.6	1452.0
0.0	0.0	0.0	0.0	0.0	0.0	65°	64.5	97.9	193.4	390.1	860.0	1252.1
0.0	0.0	0.0	0.0	0.0	0.0	67.5°	66.1	95.5	167.2	315.1	685.5	1036.1
						70°	64.9	94.3	151.9	250.7	513.4	775.8
						72.5°	63.3	89.1	131.8	201.5	325.6	543.2
						75°	56.0	75.0	103.6	138.2	205.5	395.7
						77.5°	43.9	57.6	73.3	85.8	104.4	279.3
						80°	32.2	41.9	48.0	51.6	58.0	190.6
						82.5°	23.0	28.2	30.6	32.6	38.7	142.7
						85°	17.3	19.7	21.4	21.4	26.2	100.7
						87.5°	9.7	10.1	10.1	10.9	12.9	27.4
						90°	2.8	2.8	2.4	2.8	2.0	1.6
						92.5°	0.0	0.0	0.0	0.0	0.0	0.0
						95°	0.0	0.0	0.0	0.0	0.0	0.0
						97.5°	0.0	0.0	0.0	0.0	0.0	0.0
						100°	0.0	0.0	0.0	0.0	0.0	0.0
						102.5°	0.0	0.0	0.0	0.0	0.0	0.0
						105°	0.0	0.0	0.0	0.0	0.0	0.0
						107.5°	0.0	0.0	0.0	0.0	0.0	0.0



REPORT NUMBER: P227189

CATALOG NUMBER: ISW-AF-450-LED-E1-SLL-7030

CANDELA DISTRIBUTION (continued):

355°	359°	360°		325°	330°	335°	340°	345°	350°	355°
791.1	791.1	791.1	110°	0.0	0.0	0.0	0.0	0.0	0.0	0.0
808.0	814.0	818.9	112.5°	0.0	0.0	0.0	0.0	0.0	0.0	0.0
751.2	766.1	768.9	115°	0.0	0.0	0.0	0.0	0.0	0.0	0.0
666.1	690.3	698.8	117.5°	0.0	0.0	0.0	0.0	0.0	0.0	0.0
603.7	629.9	638.7	120°	0.0	0.0	0.0	0.0	0.0	0.0	0.0
569.4	600.1	609.7	122.5°	0.0	0.0	0.0	0.0	0.0	0.0	0.0
570.2	606.9	621.0	125°	0.0	0.0	0.0	0.0	0.0	0.0	0.0
607.3	649.2	666.6	127.5°	0.0	0.0	0.0	0.0	0.0	0.0	0.0
671.0	731.8	744.7	130°	0.0	0.0	0.0	0.0	0.0	0.0	0.0
757.2	816.9	836.2	132.5°	0.0	0.0	0.0	0.0	0.0	0.0	0.0
838.2	917.2	932.1	135°	0.0	0.0	0.0	0.0	0.0	0.0	0.0
918.0	996.2	1009.5	137.5°	0.0	0.0	0.0	0.0	0.0	0.0	0.0
979.7	1061.5	1072.8	140°	0.0	0.0	0.0	0.0	0.0	0.0	0.0
1038.9	1131.2	1143.7	142.5°	0.0	0.0	0.0	0.0	0.0	0.0	0.0
1105.0	1207.0	1221.5	145°	0.0	0.0	0.0	0.0	0.0	0.0	0.0
1164.7	1281.5	1290.8	147.5°	0.0	0.0	0.0	0.0	0.0	0.0	0.0
1230.7	1342.4	1344.8	150°	0.0	0.0	0.0	0.0	0.0	0.0	0.0
1284.7	1387.5	1388.3	152.5°	0.0	0.0	0.0	0.0	0.0	0.0	0.0
1337.1	1429.8	1430.2	155°	0.0	0.0	0.0	0.0	0.0	0.0	0.0
1391.9	1476.2	1470.1	157.5°	0.0	0.0	0.0	0.0	0.0	0.0	0.0
1478.6	1531.0	1537.0	160°	0.0	0.0	0.0	0.0	0.0	0.0	0.0
1610.4	1657.1	1664.0	162.5°	0.0	0.0	0.0	0.0	0.0	0.0	0.0
1763.5	1828.4	1819.1	165°	0.0	0.0	0.0	0.0	0.0	0.0	0.0
1828.4	1902.5	1910.2	167.5°	0.0	0.0	0.0	0.0	0.0	0.0	0.0
1817.5	1918.7	1931.5	170°	0.0	0.0	0.0	0.0	0.0	0.0	0.0
1800.2	1913.8	1929.5	172.5°	0.0	0.0	0.0	0.0	0.0	0.0	0.0
1701.8	1863.4	1888.0	175°	0.0	0.0	0.0	0.0	0.0	0.0	0.0
1536.6	1759.1	1793.7	177.5°	0.0	0.0	0.0	0.0	0.0	0.0	0.0
1324.2	1603.1	1630.9	180°	0.0	0.0	0.0	0.0	0.0	0.0	0.0
1033.3	1302.9	1326.7								
686.7	894.6	935.8								
436.4	577.1	569.4								
322.0	375.2	375.6								
233.7	257.5	254.7								
180.9	157.2	156.8								
63.3	55.6	54.4								
27.4	23.0	23.4								
1.2	1.2	1.6								
0.0	0.0	0.0								
0.0	0.0	0.0								
0.0	0.0	0.0								
0.0	0.0	0.0								
0.0	0.0	0.0								
0.0	0.0	0.0								
0.0	0.0	0.0								
0.0	0.0	0.0								
0.0	0.0	0.0								

